

## PITTSBURGH ECONOMIC QUARTERLY

University Center for Social and Urban Research

## INSIDE THIS ISSUE:

Director of Sara Fine Institute 7

## PITTSBURGH'S RACIAL DEMOGRAPHICS: DIFFERENCES AND DISPARITIES

by Center on Race and Social Problems

*Pittsburgh's Racial Demographics: Differences and Disparities* provides indicators of quality of life by race and ethnicity in the Pittsburgh region. This report was recently released by the Center on Race and Social Problems (CRSP) at the University of Pittsburgh's School of Social Work. Directed by Dean Larry Davis, CRSP conducts applied social science research on race, color, and ethnicity and their influence on the quality of life for all Americans.

CRSP's report is the most comprehensive study ever done on quality-of-life issues for multiple racial and ethnic groups in Pittsburgh—African Americans, Asians, Hispanics, and Whites.

The data focus on family issues, education, economic conditions, intergroup relations, mental health, and criminal justice, and compare Pittsburgh, Allegheny County, and the Pittsburgh Metropolitan Statistical Area to the United States.

The most recent data available for the Pittsburgh area and the nation were used in this report. However, in some instances only data from the 2000 U.S. Census were available to make comparisons. It is also the case that data were not available on the topic areas in the same years. CRSP aims to update the report every three years. The findings, by section of the report, are:

**Families, Youth, and Elderly**

The population of the Pittsburgh region is far less diverse than that of the nation primarily because the region has small Asian and Hispanic populations. In the last 20 years, the major change in racial and ethnic distribution of the nation's population has been the large increase in the Hispanic share. No major changes occurred in the Pittsburgh area. (Previous issues of *PEQ* have addressed international migration issues, see March and June 2006.)

*continued on page 2*

## WHO MOVES TO THE PITTSBURGH REGION, BY OCCUPATION?

By Christopher Briem

While the Pittsburgh region lags behind many places in attracting new workers, immigrants are critical to the region's workforce, employment, and by extension, its regional economy. What types of workers by occupation move into the Pittsburgh region?

Data from the Public Use Microdata Sample (PUMS) of the 2000 Census allow us to investigate this

question. The PUMS data are a sample of data on individuals in the non-institutionalized population of the United States collected from the 2000 Census.

The PUMS allows users to examine raw survey data from the 2000 Census with individual identifiers removed, including where an individual lived in 1995, allowing an analysis of worker migration into the Pittsburgh

Metropolitan Statistical Area (MSA). In 2000, the Pittsburgh MSA was defined as 6 counties encompassing Allegheny, Beaver, Butler, Fayette, Washington, and Westmoreland counties.

The Pittsburgh workforce is comprised of workers trained and retained in the Pittsburgh region along with workers who have moved into the region from elsewhere. Employment

*continued on page 6*

## PITTSBURGH'S RACIAL DEMOGRAPHICS: DIFFERENCES AND DISPARITIES (CONT.)

*continued from page 1*

The report summarizes some of the major issues and trends for minorities in the region regarding families, youth, and the elderly population:

- Whites and African Americans in the Pittsburgh region and in the nation live largely in racially segregated communities. This has serious implications for African American communities, which are often disadvantaged in many quality of life aspects including job and transportation access, schools, and public safety.
- The percentages of elderly Whites, African Americans, and Hispanics are higher in the region than in the nation.
- In the city, county, and region, less than one-third of African American children are being raised in families with both of their parents, compared to more than one-half of Hispanic children, two-thirds of White children, and more than four out of five Asian children. Further, the percentage of African American two-parent families among African American families with children is much lower in the Pittsburgh area than in the nation.
- Multiracial children make up 2-3.5 percent of children in the Pittsburgh area and 4 percent of the children in the nation.

*In the city of Pittsburgh, minority men are twice as likely as White men to be unemployed*

Pittsburgh are African American, whereas the majority of students in Allegheny County, the Pittsburgh MSA, and the U.S. are White.

- Higher percentages of White than African American students achieved proficiency in reading and math in 5<sup>th</sup>, 8<sup>th</sup>, and 11<sup>th</sup> grades in the Pittsburgh School District.
- Higher percentages of Whites and Asians than African Americans and Hispanics achieved proficiency in reading and math in the nation.
- The number of African American girls graduating from high school in Pittsburgh Public Schools increased substantially in the last two years.
- In Allegheny County and the nation, White women receive a much larger share of Bachelor degrees conferred than White men, and African American women receive a much larger share of Bachelor degrees conferred than African American men.
- Much higher percentages of African Americans and Hispanics than Whites and Asians have less than a high school degree in the Pittsburgh area and the nation.
- Much higher percentages of Asians and Hispanics than Whites and African Americans have graduate or professional degrees in the Pittsburgh area.
- Much higher percentages of Asians in the Pittsburgh area than in the nation have graduate or professional degrees, and much higher percentages of Hispanics in the Pittsburgh area than in the nation have graduate or professional degrees.

### Economic Disparities

Racial disparities in economic indicators and quality of life measures continue to be a serious problem for the Pittsburgh region and the nation. The report focuses on several key indicators in the areas of home ownership rates, employment and unemployment, income, and transportation.

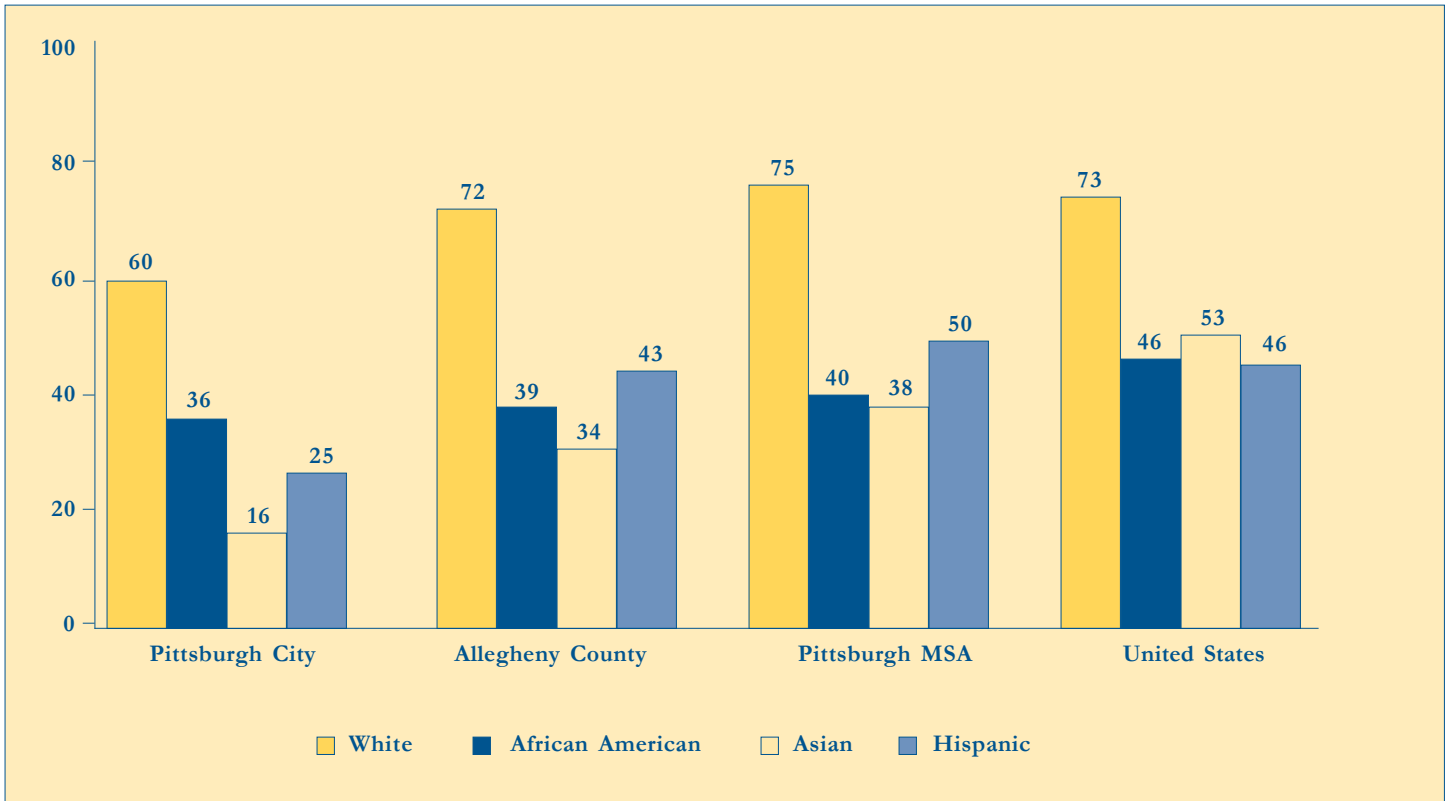
- Whites and Hispanics in the Pittsburgh MSA have higher homeownership rates than Whites and Hispanics, respectively, in the nation while African Americans and Asians in the region have lower rates than in the nation.
- Male and female unemployment rates for Whites, African Americans, and Asians are higher in the Pittsburgh MSA than in the nation. Hispanic male unemployment rates are the same in the region as in the nation while Hispanic female unemployment rates are lower in the region than in the nation.
- Asian and Hispanic workers are employed at much higher rates in the Pittsburgh area than in the nation in management and professional occupations.
- African American workers are employed at much lower rates than the other racial/ethnic groups in management and professional occupations in the Pittsburgh area.
- The median income of White households in the city of Pittsburgh exceeds that of African Americans, Asians, and Hispanics by more than \$10,000.
- Asians have the highest median household income in the county, Pittsburgh MSA, and U.S.
- Median household income for Hispanics is slightly higher in the Pittsburgh MSA than in the nation while it is 16 percent lower in the region than in the nation for Whites, 32

### Education

The report discusses the need to attain higher levels of education for our region's children to achieve better employment, higher income levels, greater wealth, and improved health and lower poverty rates, all indicators correlated with educational levels.

- The majority of students enrolled in public schools in the city of

### Homeownership Rates by Race and Ethnicity, 2000



percent lower for African Americans, and 13 percent lower for Asians.

- Aggregate income in the Pittsburgh MSA is about \$46 billion for Whites, \$2.5 billion for African Americans, \$670 million for Asians, and \$290 million for Hispanics.
- African American poverty rates are four times White poverty rates in Allegheny County, three times White rates in the Pittsburgh MSA and the nation, and 2.5 times White rates in the city of Pittsburgh.
- African Americans use public transportation to go to work in the Pittsburgh area and the nation at higher rates than the other

racial/ethnic groups, although all of the groups use public transportation to go to work in the Pittsburgh area at higher rates than in the nation.

- 89 percent of Whites and 61 percent of African Americans in the Pittsburgh MSA own a motor vehicle compared to 93 percent of Whites and 76 percent of African Americans in the nation.

#### Intergroup Relations

The report focuses on the importance of intergroup relations. As a society becoming increasingly diverse, the report emphasizes the

need to study how different racial/ethnic groups tolerate, respect, and accept each other. This section focuses on racial segregation and racial attitudes.

- Two-thirds of African Americans in the city or region would have to relocate for African Americans and Whites to be equally distributed. One-half of Asians and one-third of Hispanics would have to relocate to be equally distributed.
- African Americans are highly segregated from Whites in the city of Pittsburgh and the Pittsburgh MSA while Asians and Hispanics are only moderately segregated from Whites.
- Small proportions of Allegheny County residents (6% of African Americans and 4% of Whites) see race relations as a serious problem in their neighborhood. About half

*The poverty rate for the White population is higher in the city of Pittsburgh than in the nation.*

of the county's African American residents and one-fifth of its White residents believe that race relations is a severe problem in the region and nation.

- African Americans much more than Whites in the county feel that African Americans are treated less fairly at work, on public transportation, by police, and in stores/malls, restaurants, bars, and theaters.
- About one-half of the county's African American population report being victims of unfair treatment or discrimination in a store within the last six months; one-third report being victims of unfair treatment or discrimination by the police and in a restaurant, bar, or theater; one-fifth report being victims at work, and 6 percent report being victims on public transportation.
- 85 percent of Whites but only 46 percent of African Americans in the county believe that citizens of all races in their communities are being treated in a fair and equitable manner by police.
- One in three African Americans (32 percent) in the county believe that he or she has been treated unfairly for reasons other than race.
- African Americans in the county are 3.5 times more likely than Whites (49 percent vs. 14 percent) to know someone who was treated unfairly or discriminated against in the last six months because he or she is African American.
- African Americans in the county are more likely than White residents (42 percent vs. 30 percent) to know someone who was discriminated against for reasons other than race.

### **Mental Health**

This section of the report reviews discrepancies between Whites and African Americans in Allegheny County with regard to mental health. Two main areas are covered in this section: the status of mental health in the minority communities in Allegheny County and the use of mental health services in Pittsburgh and Allegheny County.

- The African American rate of serious mental illness in Allegheny County is substantially higher than the White rate in the county and the national African American rate.
- African American men in Allegheny County have a higher rate of serious mental illness than African American women and White men and women.
- Whites in Allegheny County with household incomes of \$25,000 or less a year have a higher rate of serious mental illness than Whites with incomes of more than \$25,000. African Americans in the county with incomes of \$25,000 or less per year have a higher rate of serious mental illness than Whites at the same income level.
- African Americans in Allegheny County with a high school diploma or less and those with some college have higher serious mental illness rates than Whites with the same education.
- About equal numbers of White and African American city of Pittsburgh residents are mental health and drug abuse clients of the Allegheny County Department of Human Services each year. White clients greatly outnumber African American clients in Allegheny County.

### **Criminal Justice**

Having reliable, quality data is essential to inform government decisions that promote justice and prevent crime. This section focuses on select crime data for the city of Pittsburgh, Allegheny County, the Pittsburgh region, and the nation.

- The majority of juveniles and adults arrested in the city of Pittsburgh are African American, while the majority of juveniles and adults arrested in Allegheny County, the Pittsburgh MSA, and the nation are White.
- African American arrest rates for juveniles and adults are 2-4 times White rates in the Pittsburgh area.
- The majority of juveniles arrested for violent crimes in the Pittsburgh area are African American, and the majority of adults arrested for violent crime in the city and county are African American. The majority of juveniles arrested for violent crime in the nation and the majority of adults arrested for violent crime in the Pittsburgh MSA and the nation are White.
- African American arrest rates for violent crime among juveniles and adults in the Pittsburgh area are 7-20 times White rates, while African American rates are three times White rates in the nation.
- All seven of the juveniles arrested for murder and non-negligent manslaughter in the Pittsburgh area in 2004 were African Americans from the city of Pittsburgh.
- The majority of African American adult murder and non-negligent manslaughter arrests in the region are in the city of Pittsburgh, while the majority of White adult murder and non-negligent arrests in the region are outside Allegheny County.

- The majority of juveniles arrested for property crime in the city of Pittsburgh and Allegheny County and the majority of adults arrested for property crime in the city are African American. The majority of juveniles arrested for property crime in the Pittsburgh MSA and nation and the majority of adults arrested for property crime in the county, Pittsburgh MSA, and the nation are White.
- African American arrest rates among juveniles and adults for

property crime are 3-4.5 times White arrest rates in the Pittsburgh area and 1.5-3 times White arrest rates in the nation.

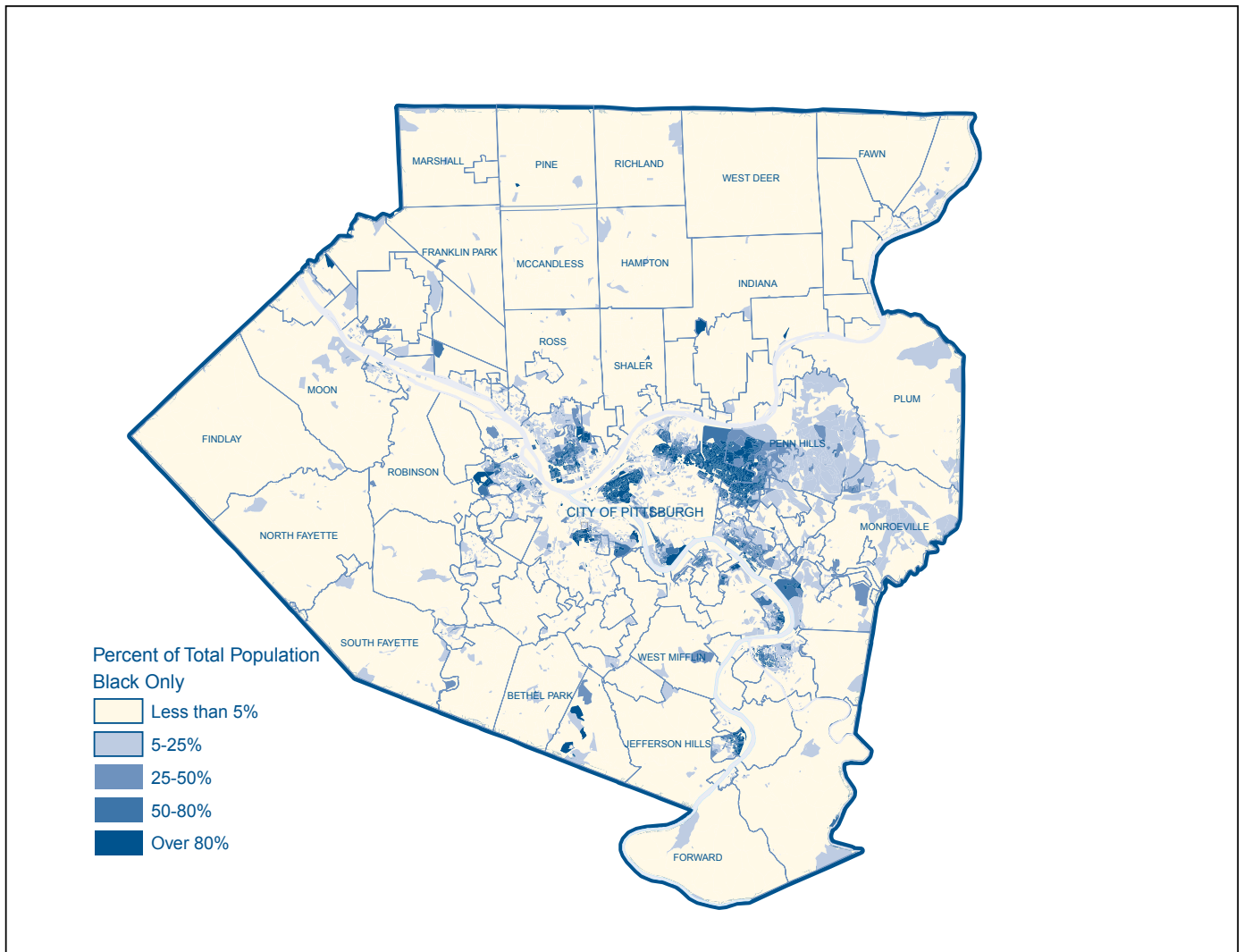
- African American arrest rates for drug abuse among juveniles and among adults are higher than arrest rates for Whites, Asians, and Hispanics in the Pittsburgh area.
- In the Pittsburgh area in 2004, six African American juveniles were murdered in the city of Pittsburgh, three were murdered in Allegheny County but outside the city, and

three White juveniles were murdered in the region but outside of Allegheny County.

- Among adult murder victims in the Pittsburgh MSA in 2004, 60 were African American, 31 were White, and one was Hispanic.

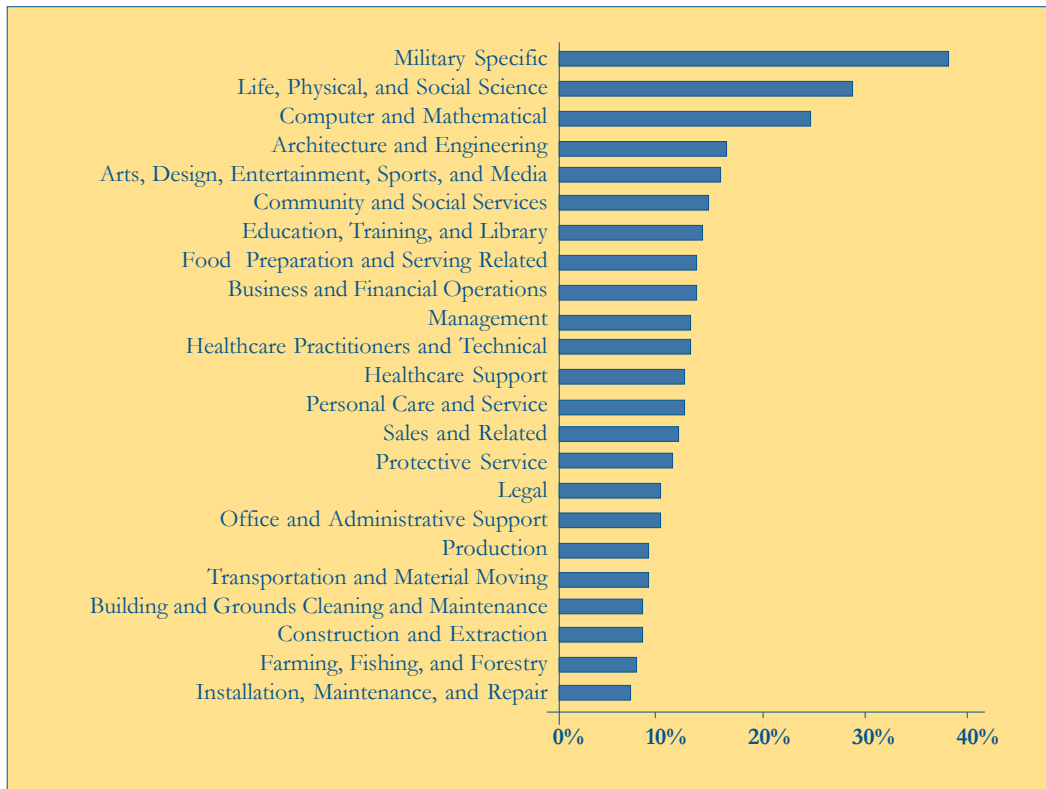
*The report is available at the Center on Race and Social Problems: <http://www.crsp.pitt.edu/demographics.html>*

### African American Population in Allegheny County, 2000



## Who Moves to Pittsburgh Region (CONT.)

**Figure 1. Recent Migrants by Occupation, Pittsburgh MSA, 2000**



*continued from page 1*

decisions are a major factor in the migration of population throughout the United States.

In 2000, 12.2 percent of employed workers had moved into the Pittsburgh region over the previous five years.

The figures here break down the employed workers in the Pittsburgh MSA in 2000 by age and occupation and the proportion of those workers who have moved into the region recently.

These data capture the impact of migration on the local workforce due both to domestic and international migration into the region. Recent migrants could have arrived from other locations within the U.S., as well as recent international immigrants who were living elsewhere in the world.

Not surprisingly, more specialized occupations show higher rates of new

workers to the region than less specialized jobs (see Figure 1).

For instance, excluding military specific occupations, the occupational grouping that registered the largest proportion of new residents in 2000 from 1995 was in the Life, Physical, and Social Science occupations. Here, 28.3 percent of local workers in 2000 were made up of recent migrants to the region. Computer and mathematical occupations were next with 23.4 percent of all workers in 2000 living elsewhere in 1995.

Occupations with the lowest proportions of recent migrants include Installation, Maintenance, and Repair Occupations which had only 7.9 percent of workers made up of recent immigrants, followed by Farming, Fishing, and Forestry occupation at 8.1

percent, and Construction and Extraction occupations at 8.6 percent.

By age—and again, not surprisingly—younger workers had the highest rates of migration to the region. In 2000, 24.8 percent of workers aged 20-24 lived elsewhere in 1995 (see Figure 2). For Pittsburgh region workers age 25-34, the proportion who were recent migrants was 22.5 percent. The proportion of recent migrants then falls off for older age groups.

The 2000 Census shows that the region continues to attract workers in specialized occupations and the most rapidly growing areas of the regional economy, where demand is greatest. Without more changes in the regional economy, we can expect these trends to continue in the current decade.

## UCSUR QDAP Director Stuart Shulman Named Director of Sara Fine Institute

Dr. Stuart Shulman, founder and Director of UCSUR's Qualitative Data Analysis Program (QDAP, see *PEQ*, March 2007), has been named Director of the School of Information Sciences' Sara Fine Institute (SFI).

SFI was founded in honor of Sara Fine, a faculty member at the School of Information Sciences (SIS) for more than 23 years, who conducted groundbreaking research on the impact of technology on interpersonal behavior.

The mission of the Institute is to examine the ways in which technology may affect our personal interactions, communications, and relationships with individuals and institutions. SFI will utilize campus-community partnerships to undertake research on the social, political, ethical, and educational issues surrounding information technology and interpersonal relations.

At the SFI, Dr. Shulman brings together research partners and

teaching faculty from across the University of Pittsburgh to address pilot projects on topics such as human information processing and interpersonal relations in a range of contexts from schools and community centers to institutions of higher education and governments.

In June, the SFI partnered with the University Senate Community Relations Committee and the University's Community Outreach Partnership Center (COPC) to host "Service Learning at Pitt: Challenges and Opportunities." This half day symposium brought together nearly 50 scholars, students, and practitioners to discuss research and practice opportunities involving service learning and technology.

Dr. Shulman is pleased to announce two upcoming events. The next Sara Fine Institute Symposium will focus on web-issue mapping, "Beyond the Politics of Making Things Visible:

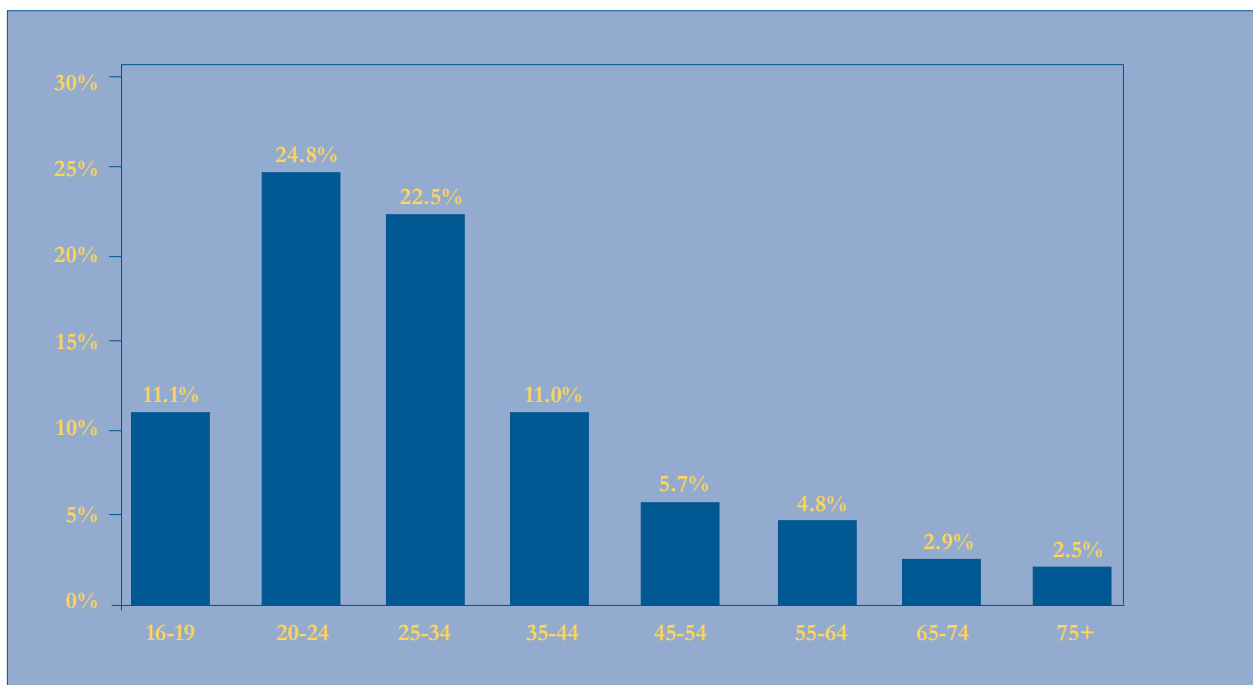
Crawling, Scraping, and Mapping Issues with the Web." Richard Rogers, Head of New Media at the University of Amsterdam and Director of Govcom.org Foundation in Amsterdam, will be the featured speaker. The event will held on October 11<sup>th</sup>, from 10am-Noon at the School of Information Sciences at Pitt.

In November, Professor Christopher Dede of Harvard's Graduate School of Education will give the 2007 Sara Fine Institute Lecture in conjunction with the iFest sponsored by the School of Information Sciences. The lecture will be November 8<sup>th</sup>, at 3:00pm.

*Details are available at: <http://www.sarafineinst.pitt.edu/>*

*For more information about UCSUR's QDAP or the Sara Fine Institute, contact Stuart Shulman at [shulman@pitt.edu](mailto:shulman@pitt.edu)*

**Figure 2. Recent Migrants Among Workers, by Age, Pittsburgh MSA, 2000**



**UCSUR**  
**University of Pittsburgh**  
 121 University Place  
 Pittsburgh, PA 15260  
 Phone: 412-624-5442  
 Fax: 412-624-4810  
 Email: [ucsur@pitt.edu](mailto:ucsur@pitt.edu)

On the Web  
[www.ucsur.pitt.edu](http://www.ucsur.pitt.edu)

**Pittsburgh Economic Quarterly**  
*Editor*  
 Sabina Deitrick

*Assistant Editors*  
 Anna Aivaliotis  
 Monique Constance-Huggins

**University Center for Social  
 and Urban Research**  
*Director*  
 Richard Schulz

**Urban and Regional Analysis**  
*Co-Directors*  
 Ralph Bangs  
 Sabina Deitrick

TO:

## PITTSBURGH ECONOMIC QUARTERLY

### Recent Publications by the Center for Social and Urban Research

- |   |  |
|---|--|
| Diversity Among PA State Boards (12/06)                                 | 2002 User Survey For The Pennsylvania Allegheny Trail Alliance (3/03)        |
| Allegheny County Economic Trends (12/05)                                | Diversity Among Elected Officials in the Pittsburgh Region in 2002 (2/03)    |
| Allegheny County Housing and Socio-Demographic Trends (12/05)           | Black Papers on African American Health in Allegheny County (9/02)           |
| Disabilities in Southwestern Pennsylvania (10/04)                       | African American and Women Board Members in the Pittsburgh Region (11/01)    |
| Women's Benchmarks Reports (4/04)                                       | The State of the Environment in Allegheny County: Land, Water and Air (3/01) |
| Black-White Benchmarks Reports (3/04)                                   |  |
| The State of Aging and Health in Pittsburgh and Allegheny County (5/03) |  |

**Subscription Form**  
**Please send me the Pittsburgh Economic Quarterly**

_____	Mail to: <b>PEQ</b>
Name	c/o UCSUR
_____	121 University Place
Address	Pittsburgh, PA 15260
_____	Or Fax: 412-624-4810
_____	
E-mail	